


Customer: Kifcure
Customer Sample ID: 1000mg Peppermint Tincture
Laboratory Number: 19L0298-04
Servings per Container: 30
Density: 0.952



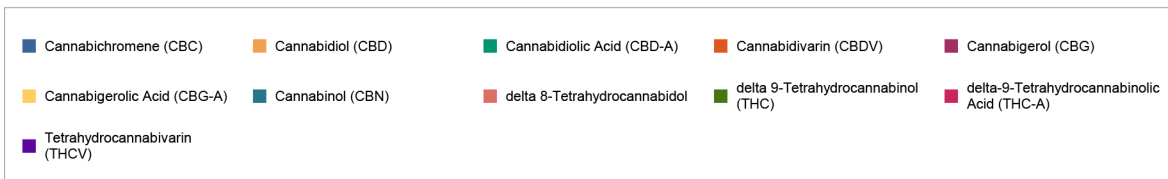

Cannabinoid Profile

Extraction Technician: CB
Analytical Chemist: CB

| Extraction Date(s) | Analysis Date(s) |
|--------------------|------------------|
| | |

| Cannabinoids (HPLC) | Results | | | |
|---|-------------|-------------------|-------|-----------|
| | LOD (mg/mL) | % | mg/mL | mg/Bottle |
| Cannabidiol (CBD) | <0.090 | | | |
| Cannabidiolic Acid (CBD-A) | <0.090 | | | |
| Cannabigerolic Acid (CBG-A) | <0.090 | | | |
| Cannabigerol (CBG) | <0.090 | | | |
| Cannabidiol (CBD) | | 3.32 | 33.2 | 996 |
| Tetrahydrocannabivarin (THCV) | <0.090 | | | |
| Cannabinol (CBN) | <0.090 | | | |
| delta 9-Tetrahydrocannabinol (THC) | <0.090 | | | |
| delta 8-Tetrahydrocannabidol | <0.090 | | | |
| Cannabichromene (CBC) | <0.090 | | | |
| delta-9-Tetrahydrocannabinolic Acid (THC-A) | <0.090 | | | |
| Cannabinoids Total | | % | mg/mL | |
| Max Active THC | | 0.00 | 0.00 | |
| Max Active CBD | | 3.32 | 33.20 | |
| T.Active Cannabinoids | | 3.32 | 33.20 | |
| Total Cannabinoids | | 3.32 | 33.20 | |
| Ratios | | | | |
| NA:1 CBD to THC | | 0.00:1 THC to CBD | | |

Cannabinoid (mg/mL)



Altitude Consulting, LLC utilizes NIST traceable Reference Standards and Certified Reference Material to calibrate analytical instruments along with proven analytical methods. The methods are applied in the most ethical manner following good laboratory practice guidelines. The results of this report are based solely on the sample submitted and cannot be reproduced.